

An artistic illustration featuring several hands of different skin tones raised against a vibrant, abstract background of red, blue, and yellow. The hands are wearing various accessories like a tiara, a bracelet, and rings. The background is composed of large, textured brushstrokes in various colors, creating a sense of movement and energy.

Non-Profit BENCHMARK REPORT

Key Findings



Mike Harp

Partner, Client Executive
mike.harp@kapnick.com

Key Findings

Non-Profit Benchmark Report

The Assurex Global Partnership commissioned a study of the customers of those agencies with a substantial non-profit organization client base. This report presents some of the key takeaways of that study. We refer the reader to the full benchmark study for greater analysis and context.

Some data conformed to our general expectations:

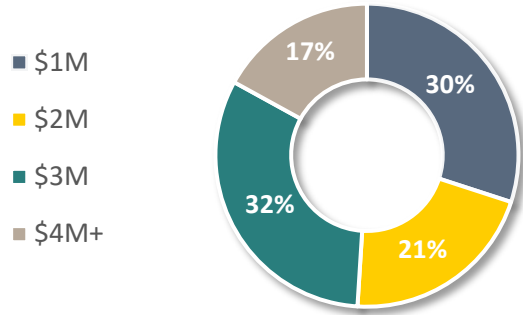
- Revenue per employee increased as the size of the organization grew. While productivity at each step in size increased, the rate of increase accelerated as organizations became larger in absolute and relative terms.
- The survey demonstrates that the rate per \$1 million of professional liability limit purchased is a direct function of the organization's size, with larger organizations paying a higher cost per \$1 million of limit.
- Abuse and molestation coverage limits tend to be lower than professional liability limits.
- As organizations increase in size, directors and officers (D&O) liability limits and deductibles increase.
- General liability and D&O rates generally decreased compared to last year's survey.
- Property rates increased compared to last year.



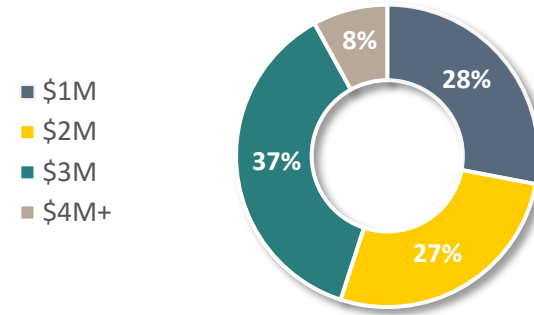
While the data fit our general expectations, there were several aspects to the data especially worth noting.

- Professional liability limits increased compared to last year's survey.
- D&O liability limits decreased compared to last year's survey.
- Professional liability, directors and officers liability, and property rates were significantly higher for community services organizations than they were for religious, social, and giving organizations.
- Community services organizations are more likely to purchase larger cyber limits than their religious, social, and giving counterparts.

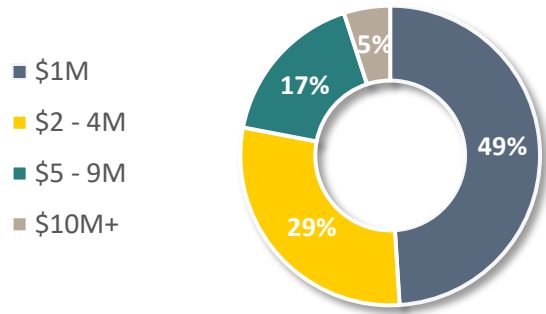
2023 Professional Liability Aggregate Coverage Limits



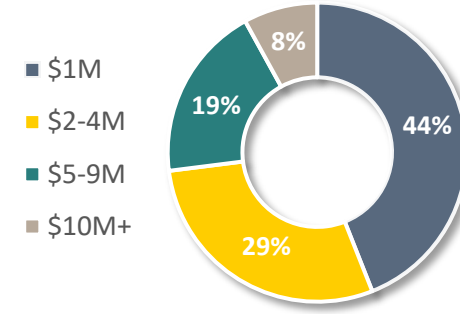
2022 Professional Liability Aggregate Coverage Limits



2023 D&O Aggregate Coverage Limits



2022 D&O Aggregate



2023. All rights reserved. Property of Assurex Global and for use by active Partners with permission from Assurex Global.